

ROBERTS GORDON INFRARED HEATERS

www.rg-inc.com

INDEX

ACCESSORIES

PACKAGE CONTENTS

ALUMINIZED WITH ALUMINUM REFLECTOR CORE PACKAGE.....	2-7
HOT ROLL WITH ALUMINUM REFLECTOR CORE PACKAGE.....	2-6
HOT ROLL WITH ALUMINUM REFLECTOR EXTENSION PACKAGE	2-8

INFRARED HEATERS

CARIBE® MODEL.....	2-3
CONVERSION KITS — NATURAL GAS TO PROPANE	2-3
COX GELEEN VENT ACCESSORIES FOR ROOF VENTING OR SIDE WALL VENTING OF CGTH MODELS.....	2-3
OPTIONAL ACCESSORIES FOR CGTH MODELS	2-3
GORDONRAY® BH MODEL	2-2
CONVERSION KITS — NATURAL GAS TO PROPANE	2-2
VANTAGE® II MODEL.....	2-4
VANTAGE® HE MODEL	2-5
PARTS AND COMPONENTS	2-9 – 2-10
TECHNICAL DATA	2-11 – 2-14

May not be available at all branches.

ECCO is proud to be a member of:



ASHRAE
 American Society of
 Heating, Refrigerating, and
 Air-Conditioning Engineers, Inc.
 www.ashrae.org



HRAI
 Heating, Refrigeration and
 Air Conditioning
 Institute of Canada
 www.hrai.ca



HARDI
 Heating, Airconditioning &
 Refrigeration Distributors
 International
 www.hardinet.org



SMACNA
 Sheet Metal and Air
 Conditioning Contractors'
 National Association
 www.smacna.org



SPIDA
 Spiral Duct
 Manufacturers
 Association
 www.spida.org



CIPH
 Canadian Institute
 of Plumbing &
 Heating
 www.ciph.com

ROBERTS GORDON INFRARED HEATERS

www.rg-inc.com

INFRARED HEATERS

GORDONRAY® BH MODEL

Available in straight "U" or "L" configurations, broad range of inputs and lengths, reflectors can be tilted or side reflectors can be added, option of decorative grille.

Approved as: Indoor (Vented or Unvented)

STOCK #	MODEL	DESCRIPTION	PRICE
879100	BH-40	40,000 BTU Burner N/G	\$1,550.00
879102	BH-60	60,000 BTU Burner N/G	1,550.00
879104	BH-80	80,000 BTU Burner N/G	1,550.00
879106	BH-100	100,000 BTU Burner N/G	1,550.00
879107	BH-115	115,000 BTU Burner N/G	1,550.00
879108	BH-125	125,000 BTU Burner N/G	1,550.00
C879000	BH-140	140,000 BTU Burner N/G	P.O.A.
879110	BH-150	150,000 BTU Burner N/G	1,550.00
879112	BH-175	175,000 BTU Burner N/G	1,550.00
879114	BH-200	200,000 BTU Burner N/G	1,550.00



CONVERSION KITS — NATURAL GAS TO PROPANE

STOCK #	MODEL	USED FOR	PRICE
879146	BH040NP	40,000 BTU Burner	\$145.00
879148	BH060NP	60,000 BTU Burner	145.00
879150	BH080NP	80,000 BTU Burner	145.00
879152	BH100NP	100,000 BTU Burner	145.00
879153	BH115NP	105,000 BTU Burner	145.00
879154	BH125NP	125,000 BTU Burner	145.00
879155	BH140NP	140,000 BTU Burner	150.00
879156	BH150NP	150,000 BTU Burner	150.00
879158	BH175NP	175,000 BTU Burner	150.00
C879000	BH200NP	200,000 BTU Burner	P.O.A.

Clearances to Combustibles* (Inches)

MODEL	BH-40		BH-60		BH-80		BH-100		BH-115/125		BH-140/150		BH-175/200	
	HORIZ	45°	HORIZ	45°	HORIZ	45°	HORIZ	45°	HORIZ	45°	HORIZ	45°	HORIZ	45°
A	6	8	6	8	6	8	6	10	6	10	6	12	8	12
B	27	8	35	8	38	8	40	8	46	8	50	8	52	8
C	52	50	62	59	65	65	70	73	76	77	79	83	82	85
D	27	46	35	54	38	60	40	64	46	69	50	74	52	79

*Clearances B, C, D can be reduced by 50% for locations 25 ft. or more downstream of the burner. For other mounting options and associated clearances, complete installation, operation and service criteria, please see the current issue of the GORDONRAY® BH Installation, Operation and Service Manual.

NOTE: For Technical Data see end of section.

ROBERTS GORDON INFRARED HEATERS

www.rg-inc.com

INFRARED HEATERS (cont'd)

CARIBE® MODEL

Durable welded burner construction, balanced flue, factory-assembled, ceiling mounted, extensive use of corrosion resistant materials and processes.

STOCK #	MODEL	DESCRIPTION	PRICE
879200	CGTH30N	30,000 BTU Burner N/G	\$2,650.00
879202	CGTH40N	40,000 BTU Burner N/G	2,750.00
879204	CGTH50N	50,000 BTU Burner N/G	2,850.00



CONVERSION KITS — NATURAL GAS TO PROPANE

STOCK #	MODEL	DESCRIPTION	PRICE
C879000	BHGH030NP	30,000 BTU Burner	P.O.A.
879132	BHGH040NP	40,000 BTU Burner	\$145.00
879134	BHGH050NP	50,000 BTU Burner	145.00

OPTIONAL ACCESSORIES FOR CGTH MODELS

STOCK #	PART #	DESCRIPTION	WEIGHT (LBS)	PRICE
879719	08037000	Vent Terminal Extension	2	\$80.00
879720	08038000	Elbow Kit, 90° – 3" Diameter (3 pcs.)	3	130.00
879722	08039000	Balanced Flue Vent – 5'	19	200.00

COX GEELLEN VENT ACCESSORIES FOR ROOF VENTING OR SIDE WALL VENTING OF CGTH MODELS

STOCK #	PART #	DESCRIPTION	WEIGHT (LBS)	PRICE
879717	08032100	Venting Kit, Roof – Cox Geelen*	24	\$795.00
C879000	08032200	Venting Kit, Wall – Cox Geelen*	9	P.O.A.
879802	90506001	Elbow, 90°, Cox Geelen – Concentric 3"/5" (8/12.5 cm) Diameter	2	385.00
879804	90506002	Elbow, 45°, Cox Geelen – Concentric 3"/5" (8/12.5 cm) Diameter	2	291.00
879806	90506003	Vent – Cox Geelen – Concentric 3"/5" (8/12.5 cm) Diameter, 10" (25 cm) Length	2	159.00
879808	90506004	Vent – Cox Geelen – Concentric 3"/5" (8/12.5 cm) Diameter, 20" (50 cm) Length	3	201.00
879810	90506005	Vent – Cox Geelen – Concentric 3"/5" (8/12.5 cm) Diameter, 39" (100 cm) Length	6	311.00
879812	90506006	Vent – Cox Geelen – Concentric 3"/5" (8/12.5 cm) Diameter, 79" (200 cm) Length	12	462.00
C879000	90506008	Roof Terminal	9	P.O.A.
C879000	90606011	Vent Concentric Wall Terminal (8/12.5 cm) Diameter	10	P.O.A.
C879000	90506012	Vent Concentric Adapter (8/12.5 cm) Dia.	9	P.O.A.
C879000	90506013	Vent Concentric Wall Plate	4	P.O.A.

*Only the Cox Geelen concentric vent can be used with these kits.

ROBERTS GORDON INFRARED HEATERS

www.rg-inc.com

INFRARED HEATERS (cont'd)

CARIBE® MODEL (cont'd)

Clearances to Combustibles* (Inches)

MODEL	CGTH-30	CGTH-40	CGTH-50
A	4	4	4
B	16	18	20
C	36	48	48
D	28	30	32
E	34	34	36
F	6	6	6

*For complete installation operation and service criteria, please see the current issue of the CARIBE® Installation, Operation and Service Manual.

NOTE: For Technical Data see end of section.

VANTAGE® II MODEL

Design based on over 30 years of infrared heating experience, broad range of BTUH input burners and tube lengths; straight, "U" or "L" configurations available. Reflectors can be tilted or side reflectors can be added. Designed to readily accept low voltage thermostats, standard flue connector, option of decorative grille for drop ceiling applications.

STOCK #	MODEL	DESCRIPTION	PRICE
C879000	CTH2-40	40,000 BTU Burner N/G	P.O.A.
C879000	CTH2-60	60,000 BTU Burner N/G	P.O.A.
C879000	CTH2-80	80,000 BTU Burner N/G	P.O.A.
C879000	CTH2-100	100,000 BTU Burner N/G	P.O.A.
C879000	CTH2-125	125,000 BTU Burner N/G	P.O.A.
C879000	CTH2-150	150,000 BTU Burner N/G	P.O.A.
C879000	CTH2-175	175,000 BTU Burner N/G	P.O.A.



Clearances to Combustibles* (Inches)

MODEL	CTH2-40		CTH2-60		CTH2-80		CTH2-100		CTH2-125		CTH2-150		CTH2-175	
	HORIZ	45°	HORIZ	45°	HORIZ	45°	HORIZ	45°	HORIZ	45°	HORIZ	45°	HORIZ	45°
A	6	8	6	8	6	8	6	10	6	10	6	12	8	12
B	27	8	35	8	38	8	40	8	46	8	50	8	52	8
C	53	51	63	60	66	66	71	74	77	78	80	84	82	85
D	27	46	35	54	38	60	40	64	46	69	50	74	52	79

*Clearances B, C, D can be reduced by 50% for locations 25 ft. or more downstream of the burner. For other mounting options and associated clearances, complete installation, operation and service criteria, please see the current issue of the VANTAGE® II Installation, Operation and Service Manual.

NOTE: For Technical Data see end of section.

ROBERTS GORDON INFRARED HEATERS

www.rg-inc.com

INFRARED HEATERS (cont'd)

VANTAGE® HE MODEL

Broad range of high BTUH input burners and tube length; straight, "U" or "L" configurations available. Reflectors can be tilted or side reflectors can be added, quick assembly stainless steel couplings, standard flue connector.

STOCK #	MODEL	DESCRIPTION	PRICE
C879000	HEA-40N	40,000 BTU Burner N/G	P.O.A.
C879000	HEA-60N	60,000 BTU Burner N/G	P.O.A.
879492	HEA-80N-20	80,000 BTU Burner N/G	\$3,800.00
C879000	HEA-100N-30	100,000 BTU Burner N/G	P.O.A.
879494	HEA-125N-40	125,000 BTU Burner N/G	4,500.00
879495	HEA-150N-50	150,000 BTU Burner N/G	5,250.00
C879000	HEA-175N	175,000 BTU Burner N/G	P.O.A.



Clearances to Combustibles* (Inches)

MODEL	HE-40		HE-60		HE-80		HE-100		HE-125		HE-150		HE-175	
	HORIZ	45°	HORIZ	45°	HORIZ	45°	HORIZ	45°	HORIZ	45°	HORIZ	45°	HORIZ	45°
A	6	8	6	8	6	8	6	10	6	10	6	12	8	12
B	27	8	35	8	38	8	40	8	46	8	50	8	52	8
C	53	51	63	60	66	66	71	74	77	78	80	84	82	85
D	27	46	35	54	38	60	40	64	46	69	50	74	52	79

*Clearances B, C, D can be reduced by 50% for locations 25 ft. or more downstream of the burner. For other mounting options and associated clearances, complete installation, operation and service criteria, please see the current issue of the VANTAGE® HE Installation, Operation and Service Manual.

NOTE: For Technical Data see end of section.

ROBERTS GORDON INFRARED HEATERS

www.rg-inc.com

ACCESSORIES

The following components are included in all of the packages at the given length.

ACCESSORY PACKAGE CONTENTS

Hot Roll with Aluminum Reflector Core Package:

STOCK #	PKG PART #	PACKAGE CONTENTS	SIZE (')	PRICE
879300	CP20HRS	1 – Tube, Hot Rolled Steel, 16 ga, 10' – 4" diameter 1 – Burner Tube (60,000 BTU and higher) 1 – Coupling, Plain – Stainless Steel – 4" diameter 3 – Reflectors, Aluminum 2 – Reflector End Caps, Aluminum 3 – Tube and Reflector Hangers 3 – S-Hooks 2 – Reflector Support Packages (includes strap, wire form, screws) 1 – U-Clip Package 1 – Flue Adapter – 4" diameter 1 – Tube Clamp Package (includes clamps, nut, washer, bolt)	20'	\$1,175.00
879302	CP30HRS	2 – Tubes, Hot Rolled Steel, 16 ga, 10' – 4" diameter 1 – Burner Tube (60,000 BTU and higher) 2 – Couplings, Plain – Stainless Steel – 4" diameter 4 – Reflectors, Aluminum 2 – Reflector End Caps, Aluminum 4 – Tube and Reflector Hangers 4 – S-Hooks 3 – Reflector Support Packages (includes strap, wire form, screws) 1 – U-Clip Package 1 – Flue Adapter – 4" diameter 1 – Tube Clamp Package (includes clamps, nut, washer, bolt)	30'	1,500.00
879304	CP40HRS	3 – Tubes, Hot Rolled Steel, 16 ga, 10' – 4" diameter 1 – Burner Tube (60,000 BTU and higher) 3 – Couplings, Plain – Stainless Steel – 4" diameter 6 – Reflectors, Aluminum 2 – Reflector End Caps, Aluminum 5 – Tube and Reflector Hangers 5 – S-Hooks 5 – Reflector Support Packages (includes strap, wire form, screws) 1 – U-Clip Package 1 – Flue Adapter – 4" diameter 1 – Tube Clamp Package (includes clamps, nut, washer, bolt)	40'	1,900.00

– E.&O.E. – All Prices F.O.B. Our Warehouse – Subject to Change Without Notice – All Taxes Extra –

ROBERTS GORDON INFRARED HEATERS

www.rg-inc.com

ACCESSORIES (cont'd)

ACCESSORY PACKAGE CONTENTS (cont'd)

Aluminized with Aluminum Reflector Core Package:

STOCK #	PKG PART #	PACKAGE CONTENTS	SIZE (')	PRICE
879360	CP10ALUM	1 – Burner Tube (40,000 BTU only) Heat Treated 2 – Reflectors, Aluminum 2 – Reflector End Caps, Aluminum 2 – Tube and Reflector Hangers 2 – S-Hooks 1 – Reflector Support Packages (includes strap, wire form, screws) 1 – U-Clip Package 1 – Flue Adapter – 4" diameter 1 – Tube Clamp Package (includes clamps, nut, washer, bolt)	10'	\$900.00
879362	CP20ALUM	1 – Tube, Aluminized, Heat Treated, 16 ga, 10' – 4" diameter 1 – Burner Tube (60,000 BTU and higher) 1 – Coupling, Plain – Stainless Steel – 4" diameter 3 – Reflectors, Aluminum 2 – Reflector End Caps, Aluminum 3 – Tube and Reflector Hangers 3 – S-Hooks 2 – Reflector Support Packages (includes strap, wire form, screws) 1 – U-Clip Package 1 – Flue Adapter – 4" diameter 1 – Tube Clamp Package (includes clamps, nut, washer, bolt)	20'	1,100.00
879364	CP30ALUM	2 – Tubes, Aluminized, Heat Treated, 16 ga, 10' – 4" diameter 1 – Burner Tube (60,000 BTU and higher) 2 – Couplings, Plain – Stainless Steel – 4" diameter 4 – Reflectors, Aluminum 2 – Reflector End Caps, Aluminum 4 – Tube and Reflector Hangers 4 – S-Hooks 3 – Reflector Support Packages (includes strap, wire form, screws) 1 – U-Clip Package 1 – Flue Adapter – 4" diameter 1 – Tube Clamp Package (includes clamps, nut, washer, bolt)	30'	1,450.00
879366	CP40ALUM	3 – Tubes, Aluminized, Heat Treated, 16 ga, 10' – 4" diameter 1 – Burner Tube (60,000 BTU and higher) 3 – Couplings, Plain – Stainless Steel – 4" diameter 6 – Reflectors, Aluminum 2 – Reflector End Caps, Aluminum 5 – Tube and Reflector Hangers 5 – S-Hooks 5 – Reflector Support Packages (includes strap, wire form, screws) 1 – U-Clip Package 1 – Flue Adapter – 4" diameter 1 – Tube Clamp Package (includes clamps, nut, washer, bolt)	40'	1,850.00

– E.&O.E. – All Prices F.O.B. Our Warehouse – Subject to Change Without Notice – All Taxes Extra –

ROBERTS GORDON INFRARED HEATERS

www.rg-inc.com

ACCESSORIES (cont'd)

ACCESSORY PACKAGE CONTENTS (cont'd)

Hot Roll with Aluminum Reflector Extension Package:

STOCK #	PKG PART #	PACKAGE CONTENTS	SIZE (')	PRICE
879460	EXP10HRS	1 – Tube, Hot Rolled Steel, 16 ga, 10' – 4" diameter 1 – Coupling, Plain – Stainless Steel – 4" diameter 2 – Reflectors, Aluminum 1 – Tube and Reflector Hanger 1 – S-Hook 2 – Reflector Support Packages (includes strap, wire form, screws) 1 – U-Clip Package	10'	\$500.00
879462	EXP20HRS	2 – Tubes, Hot Rolled Steel, 16 ga, 10' – 4" diameter 2 – Couplings, Plain – Stainless Steel – 4" diameter 3 – Reflectors, Aluminum 2 – Tube and Reflector Hangers 2 – S-Hooks 4 – Reflector Support Packages (includes strap, wire form, screws) 1 – U-Clip Package	20'	800.00
879464	EXP30HRS	3 – Tubes, Hot Rolled Steel, 16 ga, 10' – 4" diameter 3 – Couplings, Plain – Stainless Steel – 4" diameter 4 – Reflectors, Aluminum 3 – Tube and Reflector Hangers 3 – S-Hooks 5 – Reflector Support Packages (includes strap, wire form, screws) 1 – U-Clip Package	30'	1,130.00
879466	EXP40HRS	4 – Tubes, Hot Rolled Steel, 16 ga, 10' – 4" diameter 4 – Couplings, Plain – Stainless Steel – 4" diameter 6 – Reflectors, Aluminum 4 – Tube and Reflector Hangers 4 – S-Hooks 7 – Reflector Support Packages (includes strap, wire form, screws) 1 – U-Clip Package	40'	1,450.00

– E.&O.E. – All Prices F.O.B. Our Warehouse – Subject to Change Without Notice – All Taxes Extra –

ROBERTS GORDON INFRARED HEATERS

www.rg-inc.com

PARTS AND COMPONENTS

STOCK #	MODEL	DESCRIPTION	PRICE
879598	01312401	Filter Cartridge (1) with Gasket Set	\$40.00
879600	01312700	Coupling – Plain – Stainless Steel – 4" Diameter	70.00
879602	01313701	Pilot Switch	310.00
879609	01316601K	Spark Generator Kit – CRV A, 4-40, 5-40, 75, 75A	299.00
879610	01318901	Tube Clamp Package – Includes Clamps, Nut, Washer, Bolt	14.00
879612	01320200	Spark Plug Package	115.00
879615	01329910	Reflector Side Extension Bracket	28.00
879620	01330000	Pilot Shield Assembly	90.00
879628	01357000	Washer – Brass	4.00
879632	01367800	Gasket – Burner to Combustion Chamber	15.00
879634	01397501	Lower Clearance Shield Package	200.00
879648	02510801	Pilot Switch – 75, 75A	306.00
879650	02537801-1P	Vent Terminal, 14" Length – 1	160.00
879651	02558501	Gasket – Electrode	2.50
879652	02568200	Gasket – Burner to Transition Tube	7.50
879674	02712700	Reflector Side Extension (Includes clips and sheet metal screws)	95.00
879676	02713200	Electrode Replacement	85.00
879680	02718702	Elbow Package, Aluminized, 90° – 4" Diameter	215.00
879683	02750303	Reflector – Aluminum	215.00
879696	02750800	Reflector End Cap – Aluminum	11.00
879688	03011000	U-Tube Package – 4" Diameter – for 20, 40, 60, 80 ft. lengths	385.00
879686	03050010	Reflector Support Package – Strap, Wire Form, Screws	15.00
879685	03051101	Burner Tube, Non-heat Treated	375.00
879692	03051503	Turbulator Adapter Piece	25.00
879694	03051504	Turbulator 2.5 ft. Section Piece	25.00
879690	03090100	Tube and Reflector Hanger	20.00
879702	05220000	Fan Package 40-150	650.00
879724	08090001	Reflector – 120"	180.00
879739	90031200	Gas Valve – Natural	600.00
879740	90032500	Gas Valve – Natural – CTH2 Before 11/98	400.00
879742	90032502	Gas Valve – Natural – CTH2 Before 11/98, BH	370.00
879816	90033105K	Gas Valve – Natural	375.00
879745	90033700K	Gas Valve Kit, HW VR8305 NG (includes Spring Kit for LP Conversion)	475.00
879743	90034500	Gas Valve – Natural	250.00
879737	90068300	SmartValve® II – Natural Gas – CTH2 after 11/98	670.00
879822	90320101K	Control – 80 NG	870.00
879824	90320103K	Control – 115 NG	870.00
879774	90709700	Motor/Blower Assembly – BH	500.00
879744	90427400	Electrode Assembly	85.00
879748	90427403	Electrode Assembly	62.00
879749	90427706	Ignition Cable	25.00
879756	90434005	Ignition Control Module – DSI	380.00

(cont'd on next page)

– E.&O.E. – All Prices F.O.B. Our Warehouse – Subject to Change Without Notice – All Taxes Extra –

ROBERTS GORDON INFRARED HEATERS

www.rg-inc.com

PARTS AND COMPONENTS (cont'd)

STOCK #	MODEL	DESCRIPTION	PRICE
879755	90434007	Ignition Control Module – Dual – TF	\$545.00
879754	90434009K	Ignition Module Kit, Direct Spark (used on CGTH after 12/1/10)	370.00
879758	90436500	Ignition Module – HSI – CTH2 before 11/98	400.00
879760	90436600K	Igniter Replacement Kit – HSI – CTH2 before 11/98	85.00
879761	90436603K	Igniter with Harness – HSI – CTH2 after 11/98	93.00
879762	90436900K	Transformer	96.00
879763	90437200	Thermostat – Moisture Resistant – TF115, 120V	230.00
879786	90439101K	Igniter – Primary – CGTH	70.00
879788	90439300	Flame Sensor – CTH2 – after 11/98, HE, CGTH	45.00
879790	90439500K	Ignition Module – Triton – 3 – Try with Universal Connector	375.00
879759	90439801K	Pressure Switch	160.00
879764	90439802K	Pressure Switch – For models CTH2-175, HE-175, BH-115, BH-140, BH-175, CTHN-175, CTHN-200, CTH3-80 (Dec/2000 to Present) For models CTH2-150, CTH2-175, HE-150, HE-175, BH-150, BH-175, BH-200 (Prior to Dec/2000) and CGTH-50	160.00
879796	90439803K	Pressure Switch – For models CTH2-100, HE-100, BH-150, CTHN-40, CTHN-80, CTH3-200 (Dec/2000 to Present) For models CTH2-60, CTH2-80, CTH2-100, CTH2-125, HE-60, HE-80, HE-100, HE-125, BH-80, BH-100, BH-125 (Prior to Dec/2000) and CGTH-30, CGTH-40 (Prior to Aug/1998)	160.00
879765	90439804K	Pressure Switch – For models CGTH-40 (Sept/1998 to Present)	160.00
879766	90439805K	Pressure Switch – For models CTH2-40, CTH2-60, CTH2-125, HE-40, HE-60, HE-125, BH-60, BH-80, BH-100, BH-125 (Dec/2000 to Present)	160.00
879769	90439806K	Pressure Switch – For models CGTH-30 (Sept/1998 to Present)	160.00
879767	90502700	Flue Adapter – 4"	20.00
879768	90603800	Motor	610.00
879770	90708600-P	Motor/Blower Assembly CTH2, HE	440.00
879772	90708601-P	Motor/Blower – GTH package	450.00
879818	90708602-P	Blower Package	435.00
879775	90709801	Gasket – Blower Outlet	4.00
879776	90710201-P	Motor/Blower Assembly	700.00
879777	91107720	U-Clip – Package of 20	9.00
879778	91313100	Spark Plug E4R8	80.00
879782	91409300	Tube – Hot Rolled Steel – 16 ga – 10' – 4" Diameter	135.00
879783	91412206	Gas Hose – 1/2" Rubber (Type 1)	93.00
879784	91412207	Gas Hose – 3/4" Rubber (Type 1)	152.00
879780	91412800	Flexible Boot – 4"	85.00

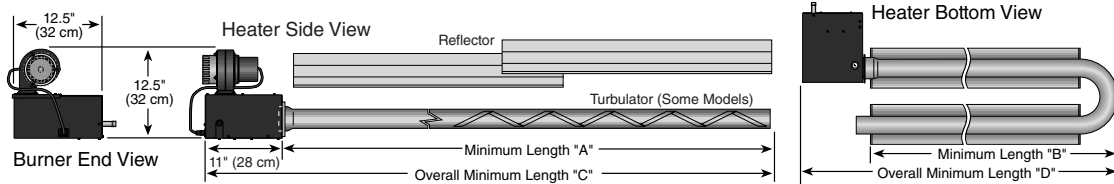
– E.&O.E. – All Prices F.O.B. Our Warehouse – Subject to Change Without Notice – All Taxes Extra –

ROBERTS GORDON INFRARED HEATERS

www.rg-inc.com

TECHNICAL DATA

GORDONRAY® BH MODEL



		GORDONRAY® BH									
Model		BH-40	BH-60	BH-80	BH-100	BH-115	BH-125	BH-140	BH-150	BH-175	BH-200
Minimum Length of Straight Tube*	[ft, in] A	10	20	20	30	30	40	40	50	50	60
Minimum Length of U-Tube*	[ft, in] B	N/A	11, 7	11, 7	16, 7	16, 7	21, 7	21, 7	26, 7	26, 7	31, 7
Overall Minimum Length of Straight Tube*	[ft, in] C	10, 11	20, 11	20, 11	30, 11	30, 11	40, 11	40, 11	50, 11	50, 11	60, 11
Overall Minimum Length of U-Tube*	[ft, in] D	N/A	12, 6	12, 6	17, 6	17, 6	22, 6	22, 6	27, 6	27, 6	32, 6

*For additional lengths, please see the current Installation, Operation and Service Manual.

Input (Btu/h) x (1000)		40	60	80	100	115	125	140	150	175	200
Inlet Pressure	[in wc] NG min.	4.6	4.6	4.6	4.6	4.6	4.6	4.6	4.6	5	5
	LPG Propane min.	11	11	11	11	11	11	11	11	11	11
	NG & LPG Propane max.	14	14	14	14	14	14	14	14	14	14
Gas Connection	NPT	½"	½"	½"	½"	½"	½"	¾"	¾"	¾"	¾"
Weights											
Overall Length of Tube and Accessory Packages	[ft]	10	20	30	40	50	60	70	80		
Hot Rolled or Aluminized Tube with Aluminum Reflector	[lb]	52	86	120	161	206	240	281	322		
Aluminized Tube with Stainless Steel Reflector	[lb]	66	113	152	208	265	304	360	416		
Burner	[lb]	29									
Aluminized U-Tube with Aluminum End Caps	[lb]	19									
Aluminized U-Tube with Stainless Steel End Caps	[lb]	20									
Fuel		NG or LPG Propane									
Electrical Supply		120 V, 60 Hz, 1 A									
Heat Exchanger Tubing		10 ft Sections, 4" dia, 16 Gauge, First 10 ft ALUMI-THERM® Steel Tubing [Remaining Hot Rolled, Heat Treated Aluminized or Double Porcelain Coated Steel Tubing]									
Exhaust Flue	dia	4"									
Reflector and End Caps		.024 Aluminum [Optional - .024 Stainless Steel Type 304]									
Control System		Fully Automatic, Three-Try, 100% Shut-Off, Direct Spark Electronic Ignition Control									
Approved As		Indoor (Vented or Unvented)									
Certification		ANSI Z83.20/CSA 2.34, 2.17, 2.20									
Warranty		Three-Year Limited (Refer to Installation, Operation and Service Manual for Details)									

Clearances to Combustibles **[in]

Model	45°	BH-40		BH-60		BH-80		BH-100		BH-115/125		BH-140/150		BH-175/200	
		Horiz.	45°	Horiz.	45°	Horiz.	45°	Horiz.	45°	Horiz.	45°	Horiz.	45°	Horiz.	45°
	A	6	8	6	8	6	8	6	10	6	10	6	12	8	12
	B	27	8	35	8	38	8	40	8	46	8	50	8	52	8
	C	52	50	62	59	65	65	70	73	76	77	79	83	82	85
	D	27	46	35	54	38	60	40	64	46	69	50	74	52	79

**Clearances B, C and D can be reduced by 50% for locations 25 ft (7 m) or more downstream of the burner. For other mounting options and associated clearances, complete installation, operation and service criteria, please see the current issue of the Installation, Operation and Service Manual.

Installation Code and Annual Inspections:

All installations and service of ROBERTS GORDON® products must be performed by a contractor qualified in the installation and service of products sold and supplied by Roberts-Gordon and conform to all requirements set forth in the ROBERTS GORDON® manuals and all applicable governmental authorities pertaining to the installation, service and operation of the equipment. To help facilitate optimum performance and safety, Roberts-Gordon recommends that a qualified contractor annually inspect your ROBERTS GORDON® products and perform service where necessary, using only replacement parts sold and supplied by Roberts-Gordon.

Further information: Applications, engineering and detailed guidance on systems design, installation and equipment performance is available through ROBERTS GORDON® representatives. Please contact your local ECCO Supply sales representative for any further information you may require, including the Installation, Operation and Service Manual.

This product is not for residential use.

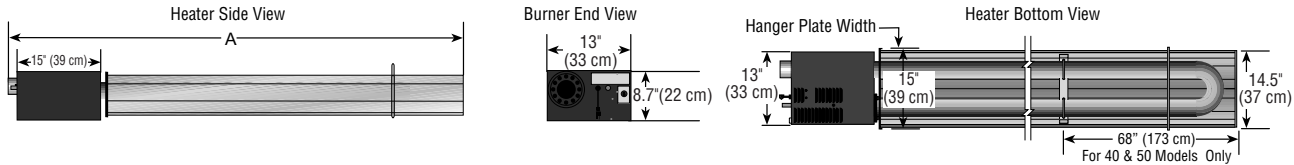
This document is intended to assist licensed professionals in the exercise of their professional judgment.

ROBERTS GORDON INFRARED HEATERS

www.rg-inc.com

TECHNICAL DATA (cont'd)

CARIBE® MODEL

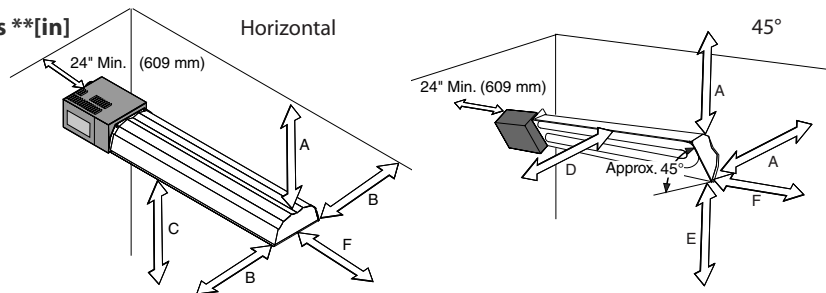


Model	CARIBE®			
	CGTH-30	CGTH-40	CGTH-50	
Overall Length	[ft, in] A	8', 0"	11', 6"	11', 6"
Weights	[lb]	85	96	96
Input (Btu/h) x (1000)		30	40	50
Fuel	Natural Gas (NG) or Propane Gas (LP)			
Inlet Pressure	[in wc] NG min. LPG Propane min. NG & LPG Propane max.	5 11 14		
Gas Connection	NPT	3/8" (3/8" Manual Shut-off Valve Included with Heater)		
Minimum Mounting Height	[ft]*	7' (Required Safe Distance from Combustibles Must be Maintained)		
Electrical Supply		120 V, 60 Hz, 1 Ø, 1 A (Connection - Cord with 3-Prong Molded Plug)		
Thermostat		Low Voltage, 24 Vac Dual Scale Included with Heater (120 Vac Optional) (Connection - Built-in Receptacle on Heater)		
Heat Exchanger Tubing		3" dia, 16 Gauge, Heat Treated ALUMI-THERM® Steel Tubing		
Exhaust Flue/Vent OD	[in]	3" dia/5" dia (Included with Heater)		
Balanced Flue		Vent Collar and Vent Termination Included with Heater		
Flue Length	[ft, in]	2', 6" Minimum; 10', 0" Maximum		
Reflector and End Caps		.024 Mill Finish Aluminum		
Ignition		Fully Automatic, Three Try, Direct Spark Electronic Ignition Control, 100% Shut-Off		
Approved As		Indoor Vented Overhead Room Heater		
CSA Standards		ANSI Z21.86 / CSA 2.32		
Warranty		Three-Year Limited (Refer to Installation, Operation and Service Manual for details)		
Options		Roof Venting Kit, 90° Elbow Kit, Wall Venting Kits		

*The minimum mounting height is 10 ft (3 m) for aircraft hangars and 8 ft (2.4 m) for public garages.

Required Safe Distances from Combustibles **[in]

Model	CGTH-30	CGTH-40	CGTH-50
A	4	4	4
B	16	18	20
C	36	48	48
D	28	30	32
E	34	34	36
F	6	6	6



** For complete installation, operation and service criteria, please see the current issue of the Installation, Operation and Service Manual.

Installation Code and Annual Inspections:

All installation and service of ROBERTS GORDON® equipment must be performed by a contractor qualified in the installation and service of equipment sold and supplied by Roberts-Gordon and conform to all requirements set forth in the ROBERTS GORDON® manuals and all applicable governmental authorities pertaining to the installation, service and operation of the equipment. To help facilitate optimum performance and safety, Roberts-Gordon recommends that a qualified contractor conduct, at a minimum, annual inspections of your ROBERTS GORDON® equipment and perform service where necessary, using only replacement parts sold and supplied by Roberts-Gordon.

Further information: Applications, engineering and detailed guidance on systems design, installation and equipment performance is available through ROBERTS GORDON® representatives. Please contact your local ECCO Supply sales representative for any further information you may require, including the Installation, Operation and Service Manual.

This document is intended to assist licensed professionals in the exercise of their professional judgment.

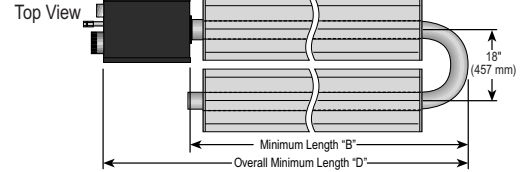
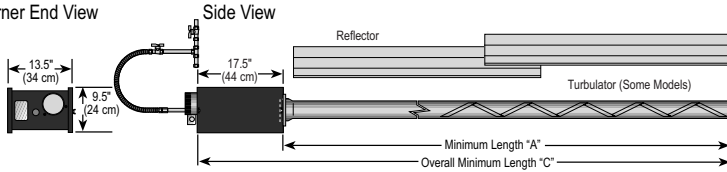
ROBERTS GORDON INFRARED HEATERS

www.rg-inc.com

TECHNICAL DATA (cont'd)

VANTAGE® II MODEL

Burner End View



Model		CTH2-40	CTH2-60	CTH2-80	CTH2-100	CTH2-125	CTH2-150	CTH2-175
Minimum Length of Straight Tube*	[ft] A	10	20	20	30	40	50	60
Minimum Length of U-tube*	[ft, in] B	N/A	11.7	11.7	16.7	21.7	26.7	31.7
Overall Minimum Length of Straight Tube	[ft, in] C	11, 5.5	21, 5.5	21, 5.5	31, 5.5	41, 5.5	51, 5.5	61, 5.5
Overall Minimum Length of U-tube	[ft, in] D	N/A	13, 0.5	13, 0.5	18, 0.5	23, 0.5	28, 0.5	33, 0.5

Input (Btu/h) x (1000)		40	60	80	100	125	150	175
Inlet Pressure	[in wc] NG min.	4.6	4.6	4.6	4.6	4.6	4.6	5
	LPG Propane min.	11	11	11	11	11	11	11
	NG & LPG Propane max.	14	14	14	14	14	14	14
Gas Connection	NPT	½"	½"	½"	½"	½"	¾"	¾"

Weights		10	20	30	40	50	60	70
Overall Length of Tube and Accessory Packages	[ft]							
Hot Rolled or Aluminized Tube with Aluminum Reflector	[lb]	52	86	120	161	206	240	281
Aluminized Tube with Stainless Steel Reflector	[lb]	66	113	152	208	265	304	360
Burner	[lb]	40						
Aluminized U-tube with Aluminum End Caps	[lb]	19						
Aluminized U-tube with Stainless Steel End Caps	[lb]	20						

Fuel	NG or LPG Propane
Electrical Supply	120 V, 60 Hz, 1 A (Run) 5 A (Start)
Heat Exchanger Tubing	10 ft Sections, 4" dia, 16 Gauge, First 10 ft ALUMI-THERM® Steel Tubing [Remaining Hot Rolled, Heat Treated Aluminized or Double Porcelain Coated Steel Tubing]
Exhaust Flue	dia 4"
Reflector and End Caps	.024 Aluminum [Optional - .024 Stainless Steel Type 304]
Control System	Honeywell® SmartValve® II Combines Gas Valve and Hot Surface Electronic Ignition Control Fully Automatic, Four-Try, 100% Shut-Off, Prepurge, Auto Reset, LED Indicator Status
Approved As	Indoor (Vented or Unvented)
Certification	ANSI Z83.20/CSA 2.34, 2.17
Warranty	Three-Year Limited (Refer to Installation, Operation and Service Manual for Details)

*For additional lengths, please see the current Installation, Operation and Service Manual.

Clearances to Combustibles **[in]

Model		CTH2-40	CTH2-60	CTH2-80	CTH2-100	CTH2-125	CTH2-150	CTH2-175
Horizontal	45°	Horiz. 45°	Horiz. 45°	Horiz. 45°	Horiz. 45°	Horiz. 45°	Horiz. 45°	Horiz. 45°
	A	6 8	6 8	6 8	6 10	6 10	6 12	8 12
	B	27 8	35 8	38 8	40 8	46 8	50 8	52 8
	C	53 51	63 60	66 66	71 74	77 78	80 84	82 85
	D	27 46	35 54	38 60	40 64	46 69	50 74	52 79

**Clearances B, C and D can be reduced by 50% for locations 25 ft (7 m) or more downstream of the burner. For other mounting options and associated clearances, complete installation, operation and service criteria, please see the current issue of the Installation, Operation and Service Manual.

Installation Code and Annual Inspections:

All installations and service of ROBERTS GORDON® equipment must be performed by a contractor qualified in the installation and service of equipment sold and supplied by Roberts-Gordon and conform to all requirements set forth in the ROBERTS GORDON® manuals and all applicable governmental authorities pertaining to the installation, service and operation of the equipment. To help facilitate optimum performance and safety, Roberts-Gordon recommends that a qualified contractor annually inspect your ROBERTS GORDON® equipment and perform service where necessary, using only replacement parts sold and supplied by Roberts-Gordon.

Further information: Applications, engineering and detailed guidance on systems design, installation and equipment performance is available through ROBERTS GORDON® representatives. Please contact your local ECCO Supply sales representative for any further information you may require, including the Installation, Operation and Service Manual.

This product is not for residential use.

This document is intended to assist licensed professionals in the exercise of their professional judgment.

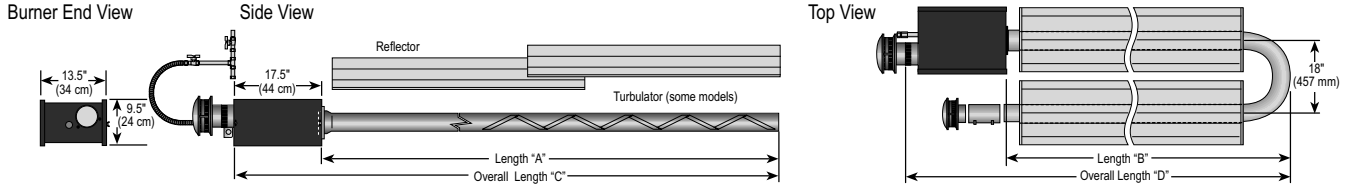
- E.&O.E. - All Prices F.O.B. Our Warehouse - Subject to Change Without Notice - All Taxes Extra -

ROBERTS GORDON INFRARED HEATERS

www.rg-inc.com

TECHNICAL DATA (cont'd)

VANTAGE® HE MODEL



VANTAGE® HE

Model		HE-40	HE-60	HE-80	HE-100	HE-125	HE-150	HE-175
Length of Straight Tube	(ft, in) A	10	20	20	30	40	50	60
Length of U-Tube	(ft, in) B	N/A	11,7	11,7	16,7	21,7	26,7	31,7
Overall Length of Straight Tube	(ft, in) C	11,5,5	21,5,5	21,5,5	31,5,5	41,5,5	51,5,5	61,5,5
Overall Length of U-Tube	(ft, in) D	N/A	13,0,5	13,0,5	18,0,5	23,0,5	28,0,5	33,0,5
Input (Btu/h) x (1000)		40	60	80	100	125	150	175
Fuel		Natural Gas (NG) or Propane Gas (LP)						
Inlet Pressure	(in wc) NG min.	4.6	4.6	4.6	4.6	4.6	4.6	5
	LP min.	11	11	11	11	11	11	11
		14 maximum for NG & LP						
Gas Connection	NPT	3/4"	3/4"	3/4"	3/4"	3/4"	3/4"	3/4"
Electrical Supply		120 V, 60 Hz, 1 A (Run) 5 A (Start)						
Heat Exchanger Tubing		10 ft Sections, 4" dia, 16 Gauge, First 10 ft ALUMI-THERM® Steel Tubing (Remaining Heat Treated Aluminized Steel Tubing)						
Exhaust Flue		4" dia						
Reflector and End Caps		.024 Stainless Steel Type 304 (Optional - .024 Aluminum)						
Control System		Honeywell® SmartValve® II Combines Gas Valve and Hot Surface Electronic Ignition Control Fully Automatic, Four-Try, 100% Shut-Off, Prepurge, Auto Reset, LED Indicator Status						
Approved As		Indoor and Outdoor (Vented or Unvented)						
Certification		ANSI Z83.20/CSA 2.34, 2.17, 2.20						
Warranty		Three-Year Limited (Refer to Installation, Operation and Service Manual for Details)						
Weights								
Burner	(lb)	40						
Vent Cap Package Included	(lb)	4						
Overall Length of Tube and Accessory Packages (ft)		10	20	30	40	50	60	
Aluminized Tube with Aluminum Reflector	(lb)	52	86	120	161	206	240	
Aluminized Tube with Stainless Steel Reflector	(lb)	66	113	152	208	265	304	
U-Tube Packages	(lb)							
Aluminized Tube with Aluminum End Caps		19						
Aluminized Tube with Stainless Steel End Caps		20						

Clearances to Combustibles* (in)

Model		HE-40	HE-60	HE-80	HE-100	HE-125	HE-150	HE-175	
	Horizontal								
	45°								
	A	Horiz. 45°	6 8	6 8	6 8	6 10	6 10	6 12	8 12
	B	Horiz. 45°	27 8	35 8	38 8	40 8	46 8	50 8	52 8
C	Horiz. 45°	53 51	63 60	66 66	71 74	77 78	80 84	82 85	
D	Horiz. 45°	27 46	35 54	38 60	40 64	46 69	50 74	52 79	

*Clearances B, C, D can be reduced by 50% for locations 25 ft (7m) or more downstream of the burner. For other mounting options and associated clearances, complete installation, operation and service criteria, please see the current issue of the VANTAGE® HE Installation, Operation and Service Manual.

Installation Code: ROBERTS GORDON® products are to be installed only in accordance with local laws, codes and regulations, and only by a contractor qualified in the installation and service of gas-fired heating equipment. **This product is not for residential use.**

Further Information: Applications, engineering and detailed guidance on systems design, installation and product performance is available through ROBERTS GORDON® North American independent distributors. Please contact your local ECCO Supply Sales Representative for any further information you may require, including the VANTAGE® HE Installation, Operation and Service Manual.