

## RHEEM PACKAGE GAS/ELECTRIC

[www.rheem.com](http://www.rheem.com)

### INDEX

ACCESSORIES.....	4-2
SAMPLE SPECIFICATIONS.....	4-2
RKNL (3-5 TON) SERIES.....	4-6
RKNL-B (6-12.5 TON) SERIES.....	4-7
RKNL-B (15-25 TON) SERIES.....	4-8
RKNL-C (6-12.5 TON CLEAR CONTROL™) SERIES.....	4-9
RKNL-C (15-25 TON CLEAR CONTROL™) SERIES.....	4-10
RRNL (2-5 TON) SERIES.....	4-5
RKPL (3-5 TON) SERIES.....	4-6
RRPL (2-5 TON) SERIES.....	4-4
RRRL (2-5 TON) SERIES.....	4-3

*This section contains product and technical information only.*

For additional information and product pricing please contact your local ECCO Supply Sales Branch.

ECCO is proud to be a member of:



**ASHRAE**  
American Society of  
Heating, Refrigerating, and  
Air-Conditioning Engineers, Inc.  
[www.ashrae.org](http://www.ashrae.org)



**HRAI**  
Heating, Refrigeration and  
Air Conditioning  
Institute of Canada  
[www.hrai.ca](http://www.hrai.ca)



**HARDI**  
Heating, Airconditioning &  
Refrigeration Distributors  
International  
[www.hardinet.org](http://www.hardinet.org)



**SMACNA**  
Sheet Metal and Air  
Conditioning Contractors'  
National Association  
[www.smacna.org](http://www.smacna.org)



**SPIDA**  
Spiral Duct  
Manufacturers  
Association  
[www.spida.org](http://www.spida.org)



**CIPH**  
Canadian Institute  
of Plumbing &  
Heating  
[www.ciph.com](http://www.ciph.com)

## RHEEM PACKAGE GAS/ELECTRIC

www.rheem.com

### PACKAGE GAS/ELECTRIC UNITS

#### SAMPLE SPECIFICATIONS

Unit shall be completely factory assembled and performance tested to provide the required cooling and heating functions suitable for outdoor installations. Unit shall be UL/CUL listed and rated in accordance to ARI standard 210.

#### Cabinet

Unit casing, base pan and framework shall be manufactured of galvanized sheet metal primed and finished with powder paint capable of withstanding a 1000-hour salt spray test per ASTM B 117. Unit interior cabinet surfaces shall be insulated with a minimum 1/2-inch thick foil faced insulation. Access panels shall be easily removable providing access to the blower, filter, heating compartment, and compressor/control box. Unit base rail shall be provided with fork insertion slots and rigging holes. Condensate drain pan shall be supplied ready for vertical airflow and be easily convertible to horizontal airflow at or before installation.

#### Compressor(s)

Unit shall be provided with fully hermetic scroll compressor(s) with internally protected safety controls.

#### Coils

The evaporator and condenser coils shall be fabricated of copper tubes with mechanically bonded aluminum plate fins. They shall be pressure tested prior to assembly into the unit, and electronically leak tested after assembly.

#### Condenser Fan

A single direct drive propeller fan shall discharge air vertically upward. The fan motor shall be permanently lubricated and have built-in overload protection.

#### Evaporator Blower

A single, double inlet, centrifugal wheel shall rotate in permanently lubricated ball bearings. The wheel shall be made from steel with corrosion resistant finish and shall be statically and dynamically balanced.

#### Heating Section

Heat exchanger shall be the tubular type made of aluminized steel. Burners shall be of the in-shot type. Unit shall be equipped with an integrated direct spark ignition control board with built-in diagnostics feature. Safeties to include limit, lockout, and flame roll-out switches.

#### ACCESSORIES

##### Roof Curb

Curb shall be full perimeter type, complying with the standards of the National Roofing Contractors Association. Design shall provide for drop-in of supply and return ducts prior to setting unit, and include an insulating panel for the rest of the curb area.

##### Economizer

Economizer shall be completely assembled for field installation. Unit shall include all controls and dampers including the barometric relief damper. Shall be offered for both vertical and horizontal applications.

##### Manual Fresh Air Damper

Damper shall consist of damper and rainhood which is manually preset to admit up to 35% of outside air for field installation.

##### Motorized Fresh Air Damper

Damper shall consist of motor, damper and rainhood which can admit up to 35% of outside air for field installation.

##### Pressure Controls

High and low pressure controls shall be included for field or factory installation.

##### Low Ambient Control

Low ambient control shall be provided to cycle the condenser fan in response to condensing pressure and allow operation to 0°F. The option shall be field or factory installed.

##### Time Delay Control

Time delay control shall be provided to prevent the compressor from restarting 5 minutes after shutdown. The control shall be field or factory installed.

##### Louver Panel Kits


Field or factory installed louver kits shall be provided for condenser coil protection against hail or flying debris.

## RRRL (2-5 TON) SERIES

### PRESTIGE SERIES™ — 16 SEER 2-5 TON PACKAGE GAS/ELECTRIC UNIT FEATURING R-410A REFRIGERANT

#### 1- and 3-Phase

- Comfort Alert™ Diagnostics\* – Faster Service and Improved Accuracy (2-Stage Models Only)  
The Comfort Alert™ diagnostics module is a breakthrough innovation for troubleshooting air conditioning system failures. The module is installed in the control box near the compressor contactor. By monitoring and analyzing data from the Scroll compressor and the thermostat demand, the module can accurately detect the cause of electrical and system related failures without any sensors. A flashing LED indicator communicates the ALERT code and guides the service technician more quickly and accurately to the root cause of a problem as conditions are detected.
- All models feature Scroll® compressors for maximum efficiency and quiet operation. All RRRL models feature Ultra Tech™ Scroll 2-Stage compressors with Comfort Alert™ diagnostics, high/low pressure switches, and hard start kits.
- Louvered condenser compartment for protecting the coil against yard hazards and/or weather extremes.
- One-piece top with a deep flange to help keep water out of the unit.
- Supply and return air openings feature a 1" tall flange to prevent water migration into the ductwork.
- Access panels have "weep holes" and channels to further help manage water run-off.
- Side and down discharge options available on all models.
- Easily accessible blower section complete with slide-out blower. The RRRL comes standard with variable speed motor with adjustable airflow in heating and cooling. The variable speed motor also comes with an interface that allows for dehumidification when used in continuous humidistat. The variable speed system is capable of 1" external static.
- Refrigerant connections are conveniently located for easy service diagnostics.
- Condenser and evaporator coils feature enhanced fins for better heat transfer and rifled copper tubing for greater efficiency.
- Inside the easily accessible furnace compartment is the draft inducer motor. This motor is specially designed for quiet reliable operation. In addition to the draft inducer motor, the in-shot gas burners and manifold efficiently regulate the flow of gas for combustion. These new gas/electric units also feature direct-spark ignition and remote flame sensors for added reliability and efficiency.
- All units feature an internal trap on the condensate line eliminating the need for installing an on-site external trap.
- Easily accessible control box.
- Single point wiring simplifies installation.
- The RRRL gas/electric package units feature a stainless steel tubular heat exchanger design. Tubular heat exchangers are more efficient and durable than older-style clamshell heat exchangers. The stainless steel heat exchanger installed in a residential application is backed by a limited lifetime warranty.
- Thermal expansion valve standard on all models for superior superheat control, reliability and energy efficiency at all operating conditions.
- Filter drier standard on all models (not shown).
- Rugged baserail included for improved installation and handling.



**\*NOTE:** Single phase module does not provide safety protection! The Comfort Alert module is a monitoring device and cannot control or shut down the compressor unless used with a White-Rodgers IF95-CA397.

# RHEEM PACKAGE GAS/ELECTRIC

www.rheem.com

## RRPL (2-5 TON) SERIES

### CLASSIC® SERIES — 14 SEER 2-5 TON PACKAGE GAS/ELECTRIC UNIT FEATURING R-410A REFRIGERANT

#### 1- AND 3-PHASE

#### The Scroll® Compressor.

All residential package units – regardless of efficiency level – feature the Scroll® Compressor. These scroll compressors use a more advanced technology than traditional reciprocating compressors. They have fewer moving parts, and they are quieter, more efficient, and longer lasting.

#### Durable Cabinet with Louvered Condenser Compartment

Cabinets have a powder painted finish that protects them from the harshest weather extremes. And the louvered condenser compartment is the best in the industry for protecting the condenser coil against yard hazards and weather extremes.

#### Grille/Fan Motor Mount

The mount helps protect the fan motor from the elements for longer life. Its design dependability helps reduce vibration and noise.

#### Furnace Compartment

Located inside the easily accessible furnace compartment is the control box, draft inducer motor, in-shot gas burners, the gas valve and manifold. Control box operational controls are “up front” for quick access and service diagnostics. The draft inducer motor is specially designed to quietly provide combustion air while simultaneously venting outdoors the combustion products from the furnace heat exchanger. In addition to the draft inducer motor, the in-shot gas burners,

gas valve and manifold efficiently regulate the flow of gas for combustion. These new gas/electric units also feature direct-spark ignition and remote flame sensors for added dependability and efficiency.



#### Matched Blower/Evaporator Coil Unit


The blower is responsible for the flow of air into your ductwork. It has been designed to match the MultiFlex® evaporator coil and other system components for maximum efficiency and quiet operation. In addition, the coil features rifled copper tubing and enhanced fins for improved efficiency.

#### Tubular Heat Exchanger

The RRPL new gas/electric package units feature a tubular heat exchanger design. Tubular heat exchangers are more efficient and durable than older-style clamshell heat exchangers. The factory standard heat exchanger is backed by a ten year limited warranty.

#### Service Fittings

Exterior service fittings enable a serviceman to quickly determine unit operating conditions.



## RHEEM PACKAGE GAS/ELECTRIC

www.rheem.com

### RRNL (2-5 TON) SERIES

#### CLASSIC® — SELF-CONTAINED 13 SEER 2-5 TON PACKAGE GAS/ ELECTRIC UNIT FEATURING R-410A REFRIGERANT

##### 1- AND 3-PHASE

##### Durable Cabinet with Louvered Condenser Compartment

Cabinets have a powder painted finish that protects them from the harshest weather extremes. The louvered condenser compartment is the best in the industry for protecting the condenser coil against yard hazards and weather extremes.

##### Grille/Fan Motor Mount

The mount helps protect the fan motor from the elements for longer life. Its design dependability helps reduce vibration and noise.

##### Furnace Compartment

Located inside the easily accessible furnace compartment is the control box, draft inducer motor, in-shot gas burners, the gas valve and manifold. Control box operational controls are "up front" for quick access and service diagnostics. The draft inducer motor is specially designed to quietly provide combustion air while simultaneously venting outdoors the combustion products from the furnace heat exchanger. In addition to the draft inducer motor, the in-shot gas burners, gas valve and manifold efficiently regulate the flow of gas for combustion. These new gas/electric units also feature direct-spark ignition and remote flame sensors for added dependability and efficiency.

##### Matched Blower/Evaporator Coil Unit

The blower is responsible for the flow of air into your ductwork. It has been designed to match the MultiFlex® evaporator coil and other system components for maximum efficiency and quiet operation. In addition, the coil features rifled copper tubing and enhanced fins for improved efficiency.




##### Tubular Heat Exchanger

The RRNL gas/electric package units feature a tubular heat exchanger design. Tubular heat exchangers are more efficient and durable than older-style clamshell heat exchangers. The factory standard heat exchanger is backed by a ten year limited warranty.

##### Service Fittings

Exterior service fittings enable a serviceman to quickly determine unit operating conditions.



## RHEEM PACKAGE GAS/ELECTRIC

www.rheem.com

### RKPL (3-5 TON) SERIES

#### COMMERCIAL SERIES™ PACKAGE GAS/ELECTRIC UNITS — 3-5 TON 14 SEER FEATURING R-410A REFRIGERANT

##### 1- AND 3-PHASE

##### The Scroll® Compressor

Uses an advanced technology that has fewer moving parts, is quieter, and longer lasting.

##### Durable Cabinet/Water Management

The low-profile cabinet features a durable powder-paint finish for superior protection from the elements. Louvered panel kits are also available for added protection of the condensing coil.

##### Water Management

- One-piece top over indoor section
- Drawn, painted durable base pan
- 1" raised flanges for supply/return air connections

##### 1" Factory Installed Filter

There are also provisions for field installed 2" filters.

##### High Static Motor Options

Direct or belt-drive options available to accommodate design conditions up to 1.5" of external static pressure.



##### Control Box Access

The integrated solid-state control board uses proven, dependable computer technology to control all cooling and heating operations reliably and efficiently. These models also feature on-board diagnostics for easier troubleshooting.

##### Heat Exchanger


The tubular heat exchanger is constructed of aluminized steel to resist rust and corrosion.

##### In-shot Burners

The heating compartment also features in-shot burners for added efficiency and trouble-free service.

##### Forkable Base Rails

Allows for easy maneuvering and installation.



### RKNL (3-5 TON) SERIES

#### COMMERCIAL SERIES™ PACKAGE GAS/ELECTRIC UNITS — 13 SEER FEATURING R-410A REFRIGERANT

##### 1- AND 3-PHASE

##### The Scroll® Compressor

Uses an advanced technology that has fewer moving parts, is quieter, and longer lasting.

##### Durable Cabinet/Water Management

The low-profile cabinet features a durable powder-paint finish for superior protection from the elements. Louvered panel kits are also available for added protection of the condensing coil.

##### Water Management:

- One-piece top over indoor section
- Drawn, painted durable base pan
- 1" raised flanges for supply/return air connections

##### 1" Factory Installed Filter

There are also provisions for field installed 2" filters.

##### High Static Motor Options

Direct or belt-drive options available to accommodate design conditions up to 1.5" of external static pressure.



RKNL

##### Control Box Access

The integrated solid-state control board uses proven, dependable computer technology to control all cooling and heating operations reliably and efficiently. These models also feature on-board diagnostics for easier troubleshooting.

##### Heat Exchanger


The tubular heat exchanger is constructed of aluminized steel to resist rust and corrosion.

##### In-shot Burners

The heating compartment also features in-shot burners for added efficiency and trouble-free service.

##### Forkable Base Rails

Allows for easy maneuvering and installation.



## RHEEM PACKAGE GAS/ELECTRIC

www.rheem.com

### RKNL-B (6-12.5 TON) SERIES

#### COMMERCIAL SERIES™ PACKAGE GAS/ELECTRIC UNITS — 13 SEER FEATURING R-410A REFRIGERANT

##### 3-PHASE ONLY

##### The Scroll® Compressor

Uses an advanced technology that has fewer moving parts, is quieter, and longer lasting.

##### Durable Cabinet/Water Management

The low-profile cabinet features a durable powder-paint finish for superior protection from the elements. Louvered panel kits are also available for added protection of the condensing coil.

##### Water Management:

- One-piece top over indoor section
- Drawn, painted durable base pan
- 1" raised flanges for supply/return air connections

##### 1" Factory Installed Filter

There are also provisions for field installed 1" or 2" filters.

##### High Static Motor Options

Direct or belt-drive options available to accommodate design conditions up to 2.0" of external static pressure.



RKNL-B

##### Control Box Access

Our integrated solid-state control board uses proven, dependable computer technology to control all cooling and heating operations reliably and efficiently. These models also feature on-board diagnostics for easier troubleshooting.

##### Heat Exchanger


The tubular heat exchanger is constructed of aluminized steel to resist rust and corrosion.

##### In-shot Burners

The heating compartment also features in-shot burners for added efficiency and trouble-free service.

##### Forkable Base Rails

Allows for easy maneuvering and installation.



## RHEEM PACKAGE GAS/ELECTRIC


www.rheem.com

### RKNL-B (15-25 TON) SERIES

#### COMMERCIAL SERIES™ PACKAGE GAS/ELECTRIC UNIT — 15-25 TON FEATURING R-410A REFRIGERANT

##### 3-PHASE ONLY

- R-410A HFC refrigerant
- Complete factory charged, wired and run tested
- Scroll® compressors with internal line break overload and high pressure protection
- Dual stage compressors
- Convertible airflow – vertical downflow or horizontal sideflow
- TXV refrigerant metering system on each circuit
- High Pressure and Low Pressure/Loss of charge protection standard on all models
- Solid core liquid line filter drier on each circuit
- Single slab, single pass designed evaporator and condenser coils facilitate easy cleaning for maintaining high efficiencies
- Cooling operation up to 125°F ambient
- Foil faced insulation encapsulated throughout entire unit minimizes airborne fibers from the air stream
- Hinged major access door with heavy-duty gasketing, 1/4 turn latches and door retainers
- Slide out indoor fan assembly for added service convenience
- Powder paint finish meets ASTM B117 steel coated on each side for maximum protection. G90 galvanized
- Base pan with drawn supply and return opening for superior water management
- Forkable base rails for easy handling and lifting
- Single point electrical connections
- Internally sloped slide out condensate pan conforms to ASHRAE 62 standards
- High performance belt drive motor with variable pitch pulleys and quick adjust belt system
- Permanently lubricated evaporator, condenser and gas heat inducer motors
- Condenser motors are internally protected, totally enclosed with shaft down design
- 2" filter standard with slide out design
- Two stage gas valve, direct spark ignition, and induced draft for efficiency and reliability
- Tubular heat exchange for long life and induced draft for efficiency and reliability
- Solid state furnace control with on board diagnostics
- 24 volt control system with resettable circuit breakers
- Coloured and labeled wiring
- Copper tube/Aluminum fin coils



## RHEEM PACKAGE GAS/ELECTRIC


www.rheem.com

### RKNL-C (6-12.5 TON CLEAR CONTROL™) SERIES

#### COMMERCIAL SERIES™ PACKAGE GAS/ELECTRIC UNIT — 6-12.5 TON FEATURING R-410A REFRIGERANT WITH CLEAR CONTROL™

##### 3-PHASE ONLY

- R-410A HFC refrigerant
- Complete factory charged, wired and run tested
- Scroll® compressors with internal line break overload and high pressure protection
- Single stage compressor on C072 and C085 models
- Dual stage compressor on C090 – C150 models
- Convertible airflow
- TXV refrigerant metering system on each circuit (except on C072 and C085)
- High Pressure and Low Pressure/Loss of charge protection standard on all models
- Solid core liquid line filter drier on each circuit
- Single slab, single pass designed evaporator and condenser coils facilitate easy cleaning for maintained high efficiencies
- Cooling operation up to 125°F ambient
- Foil faced insulation encapsulated throughout entire unit minimizes airborne fibers from the air stream
- Hinged major access door with heavy-duty gasketing, 1/4 turn latches and door retainers
- Slide Out Indoor fan assembly for added service convenience
- Powder Paint Finish meets ASTM B117 steel coated on each side for maximum protection. G90 galvanized
- One piece top cover and one piece base pan with drawn supply and return opening for superior water management
- Forkable base rails for easy handling and lifting
- Single point electrical and gas connections
- Internally sloped slide out condensate pan conforms to ASHRAE 62 standards
- High performance belt drive motor with variable pitch pulleys and quick adjust belt system
- Permanently lubricated evaporator, condenser and gas heat inducer motors
- Condenser motors are internally protected, totally enclosed with shaft down design
- 2" filter standard with slide out design
- Two stage gas valve, direct spark ignition, and induced draft for efficiency and reliability
- Tubular heat exchange for long life and induced draft for efficiency and reliability
- Solid state furnace control with on board diagnostics
- 24 volt control system with resettable circuit breakers
- Coloured and labeled wiring
- Copper tube/Aluminum fin coils (12-1/2 ton uses micro channel condenser)
- Molded compressor plug
- Factory installed ClearControl™, a Direct Digital Control (DDC) and sensors which can connect to LonWorks™ or BACnet® BAS systems for remote monitoring and control



– E.&O.E. – All Prices F.O.B. Our Warehouse – Subject to Change Without Notice – All Taxes Extra –

## RHEEM PACKAGE GAS/ELECTRIC

www.rheem.com

### RKNL-C (15-25 TON CLEAR CONTROL™) SERIES

#### COMMERCIAL SERIES™ PACKAGE GAS/ELECTRIC UNIT — 15-25 TON FEATURING R-410A REFRIGERANT WITH CLEAR CONTROL™

##### 3-PHASE ONLY

- R-410A HFC refrigerant
- Complete factory charged, wired and run tested
- Scroll® compressors with internal line break overload and high pressure protection
- Dual stage compressors
- Convertible airflow – vertical downflow or horizontal sideflow
- TXV refrigerant metering system on each circuit
- High Pressure and Low Pressure/Loss of charge protection standard on all models
- Solid Core liquid line filter drier on each circuit
- Single slab, single pass designed evaporator and condenser coils facilitate easy cleaning for maintaining high efficiencies
- Cooling operation up to 125°F ambient
- Foil faced insulation encapsulated throughout entire unit minimizes airborne fibers from the air stream
- Hinged major access door with heavy-duty gasketing, 1/4 turn latches and door retainers
- Slide out indoor fan assembly for added service convenience
- Powder paint finish meets ASTM B117 steel coated on each side for maximum protection. G90 galvanized
- Base pan with drawn supply and return opening for superior water management
- Forkable base rails for easy handling and lifting
- Single point electrical connections
- Internally sloped slide out condensate pan conforms to ASHRAE 62 standards
- High performance belt drive motor with variable pitch pulleys and quick adjust belt system
- Permanently lubricated evaporator, condenser and gas heat inducer motors
- Condenser motors are internally protected, totally enclosed with shaft down design
- 2" filter standard with slide out design
- Two stage gas valve, direct spark ignition, and induced draft for efficiency and reliability
- Tubular heat exchange for long life and induced draft for efficiency and reliability
- Solid state furnace control with on board diagnostics
- 24 volt control system with resettable circuit breakers
- Coloured and labeled wiring
- Copper tube/Aluminum fin coils
- Factory installed Direct Digital Control (DDC) and sensors which can connect to LonWorks™ or BACnet® BAS systems for remote monitoring and control

